

NWI
GROUP



WinWeigh

Mine & Quarry Software


**For Weighbridges
and Industrial Scales**



www.nwiweighbridges.com.au

www.nwigroup.com.au

**World-class precision,
locally delivered.**



What is WinWeigh?

WinWeigh for Mining and Quarries is a weighbridge automation software that enables you to get the most out of your Mine & Quarry operations.


Our industry leading software turns a weighbridge from a scale into a fully-customised management system that suits your site and requirements. WinWeigh can be integrated to work for one standalone weighbridge site or multiple weighbridges on multiple sites.

WinWeigh is both a desktop application and a cloud-based solution that captures all weighbridge weighing data. The data is captured in various formats and can be exported via an API key, CSV or PDF file with automatic daily, weekly, or monthly reporting sequences.

All of the weighbridge and user data collected feeds back into a central portal for total oversight.

At NWI Group, our 30 years of experience working with Australian quarry and mine sites means we have a deep understanding of the need for accurate weighing, data management, operational control and reporting.





Features and Benefits



Aggregate and Cement Production

Accurately measure bulk materials like sand, gravel, and concrete to meet production and supply chain demands.



Quarry Operations

Guarantee compliance with transport weight regulations for extracted stone and other quarry products to avoid penalties and maintain safety.



Offline Resilience

Even during internet outages, WinWeigh continues to operate seamlessly, ensuring uninterrupted data collection and weighing processes



Advanced Administration and Security

Protect sensitive data with robust user management and layered access controls, providing a secure and efficient system for operators and administrators alike.



Enhanced Chain of Responsibility (CoR) Compliance

Maintain compliance with Chain of Responsibility laws by precisely monitoring shipment weights to ensure adherence to legal load limits and CoR obligations. WinWeigh's accurate tracking minimises the risk of non-compliance while enhancing operational transparency.



Comprehensive Reporting

Reporting has never been so easy. Fully customisable reports can be configured to suit each customer's requirements.



Easy Task Management

Spend less time typing and inputting data. WinWeigh allows you to take action with a simple click.



Data Backup

An integrated data backup feature that can be setup for local or cloud based operation



Features and Benefits



Stock & Contract Management

Manage your stock inventory in the same platform as your weighbridge operational software. Assign contract pricing to certain customers and jobs with running totals and notifications.



Accounting Systems Integration

A wide range of accounting platform integrations are available for the dual transmission of weighing and operational data. These include: MYOB, Xero, Microsoft Dynamics, SAP, Pronto and many more.



Payment Terminals

WinWeigh has a seamless integration with Quest Payment Systems to provide manned and unmanned payment solutions for weighbridge operations.



Ticketing Made Easy

Fully customisable ticket formats, both in A4 or weighbridge docket format.



Snapshot Camera & LPR Functionality

WinWeigh can integrate with camera systems to record images of vehicles entering and leaving site. LPR (License Plate Recognition) systems & intercom integration is also available.



Hardware Integration

Seamless Integration with various input devices such as dallas tags, RFID Card Readers, printers and remote push buttons.



SMS Notifications

WinWeigh has the optional functionality of sending out SMS notifications for a variety of alerts such as overweight vehicles, unregistered users and unusual activity.

WinWeigh Analytics Cloud Portal

WinWeigh Analytics draws on information captured across your mine or quarry and displays it in an easy to read format. Powered by a PowerBI integration, WinWeigh delivers dynamic reports and visually engaging charts that consolidate all your data into a single, easy-to-navigate dashboard.

WinWeigh Mine and Quarry Software can improve the efficiency of sites with one weighbridge and sites with multiple weighbridges alike, by centralising all data in one dashboard.



Data Insights

Enhanced insights into your weighbridge operations that go above and beyond the standard reports.



Identify Issues

PinPoint abnormal data and perform audits for more detailed analysis.



Compare Data and Time Periods

Compare operational metrics across a variety of time periods, products, customers, vehicles and contracts.



WinWeigh Analytics Cloud Portal

Easily access and analyse the data you need with WinWeigh’s customisable filtering and reporting capabilities. The system can be customised to include specific filters and data options that align with the unique requirements of your site.

Below are a few examples:

Driver ID Analysis: Show me all weigh events for Driver ID #XYZ related to ore or aggregate transport for all time, or for the last 3/6/12 months.

Subcontractor Tracking: Show me all weigh events for Subcontractor XYZ delivering bulk materials over a selected time period.

Vehicle Type Monitoring: Show me all weigh events for haul trucks, dump trucks, or other specific vehicle types (e.g., B-doubles) for a specified time frame.

Axle Overload Monitoring by Vehicle Type: Show me all axle overload events categorised by vehicle type (e.g., rigid trucks, articulated dump trucks).

The possibilities for data are endless, enabling you to gain more in-depth insights into your site than ever before.

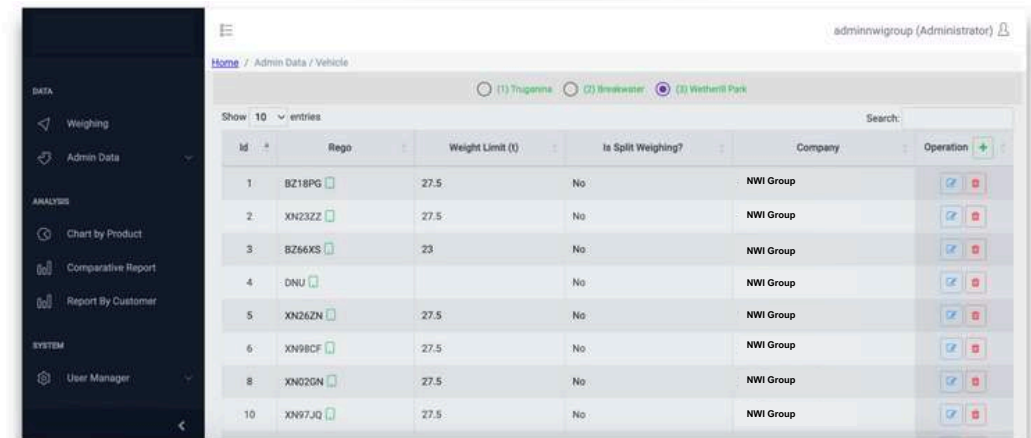


WinWeigh Weighing Data Comparative Analysis

Filters:
 Time Range: Last 1 Select
 No filters applied
 16/03/2009 31/05/2024
 Company: All
 Waste Type: All

Weight in (t)	% of Weight in	Company	Waste Type	NET (t)	% of NET	Weight out (t)
68,882.92	10.95%	ESG	NDD	14,205.54	6.04%	55,011.56
56,469.91	8.98%	CKI	NDD	12,305.07	5.23%	44,402.12
34,520.04	5.49%	ESG	STORM WATER	5,995.11	2.55%	28,365.17
25,292.46	4.02%	Bartlett's Environmental	NDD (CAT C)	5,304.00	2.26%	19,515.14
23,070.16	3.67%	Lantrak	Clean Soil OUT	38,244.00	16.26%	61,219.84
21,565.54	3.43%	Melbourne Power Sweeping	SWEEPER WASTE	3,495.68	1.49%	18,028.06
21,440.76	3.41%	TRAFMAN	NDD	4,675.18	1.99%	16,568.12
19,335.50	3.07%	Browns Sawdust & Shavings	Sawdust IN	10,320.68	4.39%	24,456,018.70
18,345.54	2.92%	ISS	SWEEPER WASTE	2,537.41	1.08%	15,824.57
17,231.13	2.74%	Environment	SWEEPER WASTE	3,168.16	1.32%	14,551.64
628,895.64	100.00%			235,209.78	100.00%	25,064,898.63

Weight in (t)	% of Weight in	Company	Waste Type	NET (t)	% of NET	Weight out (t)
68,882.92	10.95%	ESG	NDD	14,205.54	6.04%	55,011.56
56,469.91	8.98%	CKI	NDD	12,305.07	5.23%	44,402.12
34,520.04	5.49%	ESG	STORM WATER	5,995.11	2.55%	28,365.17
25,292.46	4.02%	Bartlett's Environmental	NDD (CAT C)	5,304.00	2.26%	19,515.14
23,070.16	3.67%	Lantrak	Clean Soil OUT	38,244.00	16.26%	61,219.84
21,565.54	3.43%	Melbourne Power Sweeping	SWEEPER WASTE	3,495.68	1.49%	18,028.06
21,440.76	3.41%	TRAFMAN	NDD	4,675.18	1.99%	16,568.12
19,335.50	3.07%	Browns Sawdust & Shavings	Sawdust IN	10,320.68	4.39%	24,456,018.70
18,345.54	2.92%	ISS	SWEEPER WASTE	2,537.41	1.08%	15,824.57
17,231.13	2.74%	Environment	SWEEPER WASTE	3,168.16	1.32%	14,551.64
628,895.64	100.00%			235,209.78	100.00%	25,064,898.63



adminnwgrou (Administrator)

Home / Admin Data / Vehicle

Truganina (1) | Brawley (2) | Wetherill Park (3)

Show 10 entries

Id	Rego	Weight Limit (t)	Is Split Weighing?	Company	Operation
1	BZ18PG	27.5	No	NWI Group	[Edit] [Delete]
2	XN23Z2	27.5	No	NWI Group	[Edit] [Delete]
3	BZ66XS	23	No	NWI Group	[Edit] [Delete]
4	DNU		No	NWI Group	[Edit] [Delete]
5	XN26ZN	27.5	No	NWI Group	[Edit] [Delete]
6	XN98CF	27.5	No	NWI Group	[Edit] [Delete]
8	XN62GN	27.5	No	NWI Group	[Edit] [Delete]
10	XN97JQ	27.5	No	NWI Group	[Edit] [Delete]

Unmanned Operations and Hardware Control

The Bilanciai DD2060 colour touchscreen terminal provides unrivalled user-flexibility and system integration for a wide range of weighbridge applications. The in-built computer removes the need for a local PC.



This powerful yet easy-to-use driver terminal has been specifically designed for unattended/automated weighbridge installations. The driver interface features a large industrial colour touchscreen, which guides drivers through the weighing process. The DD2060 can be used for both single and double weighing applications


Bi-directional installations with DD2060 terminals at each end of a weighbridge offer the optimum weighing versatility and vehicle throughput.

Key features of the DD2060 terminal include:

- Fully configurable colour screen that can be easily read, even in bright sunlight
- Easy to use on-screen pictograms
- Range of smart access technologies:
 - Read/write RFID, magnetic, dallas tag etc.
 - Integral Ethernet intercom and thermal printer
 - 1D & 2D barcode and NFC readers
 - Optional voice activation feature
 - Vehicle management capabilities
 - Lockable cabinet for security

In addition to the use of a DD2060 unmanned driver terminal, WinWeigh features the ability to control various traffic management hardware such as:

- Boom Gates
- Traffic Lights
- Photo Sensors
- CCTV & LPR Cameras
- Graphical LED Displays
- Intercom Units



Unmanned Operations and Hardware Control

It's simple to customise your weighbridge system to suit your unique requirements. WinWeigh software integrates effortlessly with any hardware you choose—whether you're starting from scratch or enhancing existing equipment. WinWeigh acts as the core that unifies all components into a seamless and powerful management system.

As every site has different needs, NWI's flexible approach allows you to incorporate as much or as little hardware as necessary. For example, a basic setup with an unmanned driver terminal might be all you need to streamline traffic flow.



Alternatively, for enhanced security and control, you can opt for a more advanced system. This could include features like automated boom gates that restrict access until payment is confirmed, or snapshot cameras that capture vehicle license plates for precise record-keeping.

With WinWeigh Weighbridge Software, the options are virtually limitless. Share your vision with us, and we'll deliver a tailored solution that meets your operational goals.

Enhanced Chain of Responsibility (CoR) Compliance for Mines and Quarries

In the mining and quarrying industries, adhering to Chain of Responsibility (CoR) regulations is not just a legal requirement but a critical aspect of ensuring safety, operational efficiency, and environmental responsibility. WinWeigh is designed to meet the unique demands of these sectors.

The system ensures precise data capture, tracking, and reporting of vehicle weights to maintain compliance with total weight and axle group limits. Every weigh-in is recorded and easily accessible for review at any time within the system. Additionally, custom alerts can be configured to immediately flag and prevent overloaded vehicles from leaving the site.

Direct NHVR Integration

To further streamline compliance, WinWeigh offers direct integration with the National Heavy Vehicle Regulator (NHVR) database. This feature enables your site to verify the registration status of heavy vehicles in real time, ensuring only compliant and roadworthy vehicles are permitted to operate. This added layer of verification reduces the risk of non-compliance.





**Weighing
Instrumentation
Systems
Fabrication
Calibration
Dimensioning**

Sydney | Melbourne | Adelaide | Brisbane | Perth

**www.nwiweighbridges.com.au
info@nwigroup.com.au**

**www.nwigroup.com.au
1300 669 162**

