



WinWeigh

Analytics Cloud Portal



www.nwigroup.com.au

www.nwiweighbridges.com.au

**World-class precision,
locally delivered.**

Introduction

Better Organisational Performance Begins with Better Visibility

FlexPoint WinWeigh provides extensive overview of data and insights of your facility operations, all in one place.

Within one user-friendly platform, you will gain a comprehensive overview of your facilities operations, along with the ability to drill down to detailed specifics using powerful analytical tools.

Better organisational performance begins with better visibility. Organisations can better plan and track their strategies for daily site operations and facility expansion when they have access to real-time data and insights, resulting in more profitable, optimised operations.



How it works

FlexPoint Analytics is a Flexible, Secure SaaS Based Web Platform

Our platform draws on information captured across your waste, mine, quarry, logistics or winery facility and displays it in an easy to read format with dashboards and detailed reporting, featuring; pie graphs, charts, data tables and more, through Microsoft PowerBI integration.

Tailor-Made Specifically for your Reporting Needs

With every client, a customised version of the NWI FlexPoint Analytics Portal is developed for data collation and administrator usage.

The portal offers multi-user, multi-level access with optional ERP integration and database API's, along with a Microsoft PowerBI platform to provide dashboard reporting.

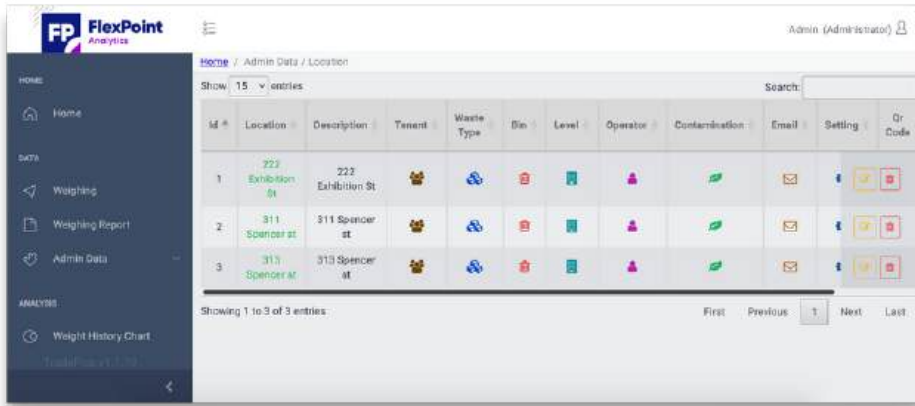


How it works

Menu

The Web Portal provides users with the ability to add, update, view and delete data. The system offers three levels of users: Administrator, Supervisor and Operator.

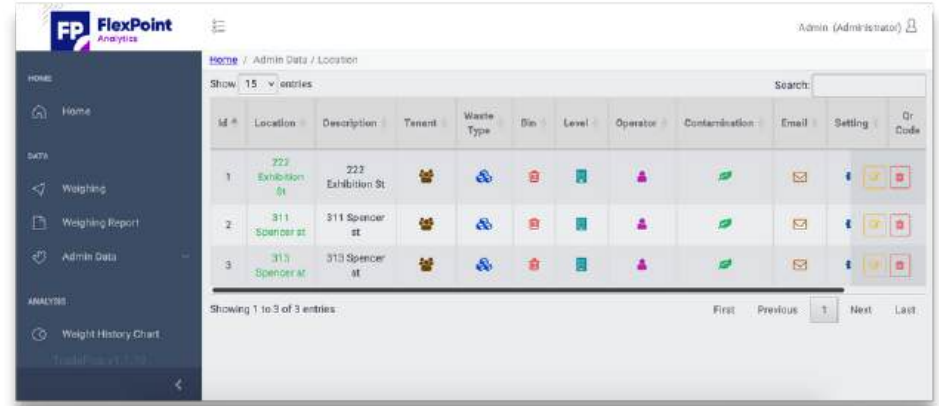
The portal has four main menu areas:



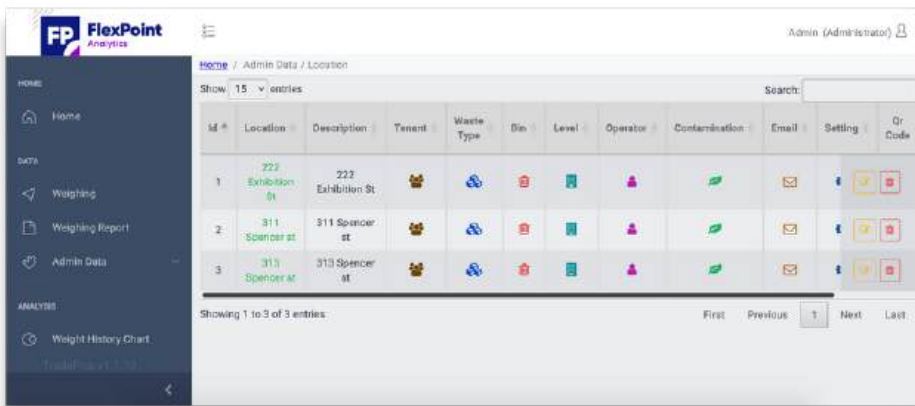
Section 1: The dashboard; Also the home page when the user logs in.

Functionality

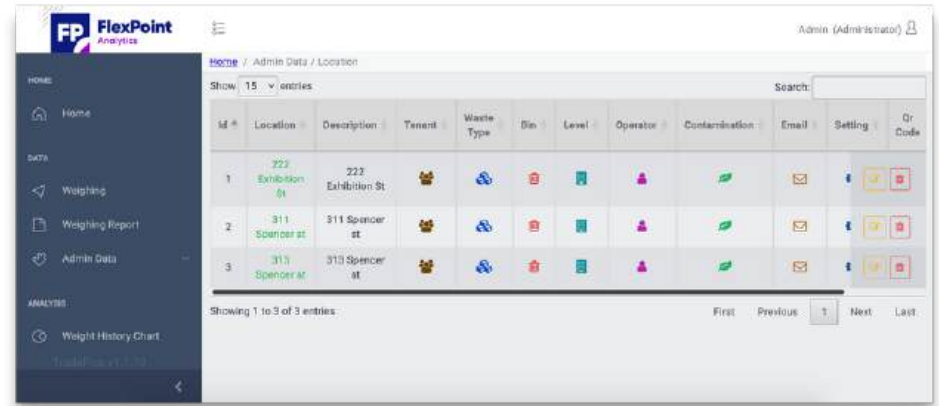
The FlexPoint Analytics Web Portal offers a user-friendly interface and is capable of using the most popular web browsers. The portal data is synchronised with the WinWeigh on-premise application which manages your weighing and/or weighing system on-site.



Section 2: Data table operations area; users can view, search, add, update and delete system data.



Section 3: Weighing data statistics and analysis area.



Section 4: Provides administrator user actions.

Features



Data Insights

Enhanced insights into your weighbridge or weighing operations that go above and beyond the standard reports.



Identify Issues

PinPoint abnormal data and perform audits for more detailed analysis.



Compare Data and Time Periods

Compare operational metrics across a variety of time periods, products, customers, vehicles and contracts.



Filter and Segment Data

Effortlessly filter and segment transactional data using intuitive controls, enabling seamless analysis across various date ranges, products, clients, and more.

This functionality allows you to view data from daily, weekly, and monthly perspectives.



Customisation

Enjoy the flexibility to alter and modify reports and dashboards, create new reports from scratch and incorporate your company or council logo into your reporting.



Operational Settings

The web portal allows administrators to carry out site specific changes to operational settings and manage the data, all whilst the on-premise software operates under normal conditions.



Image Capture

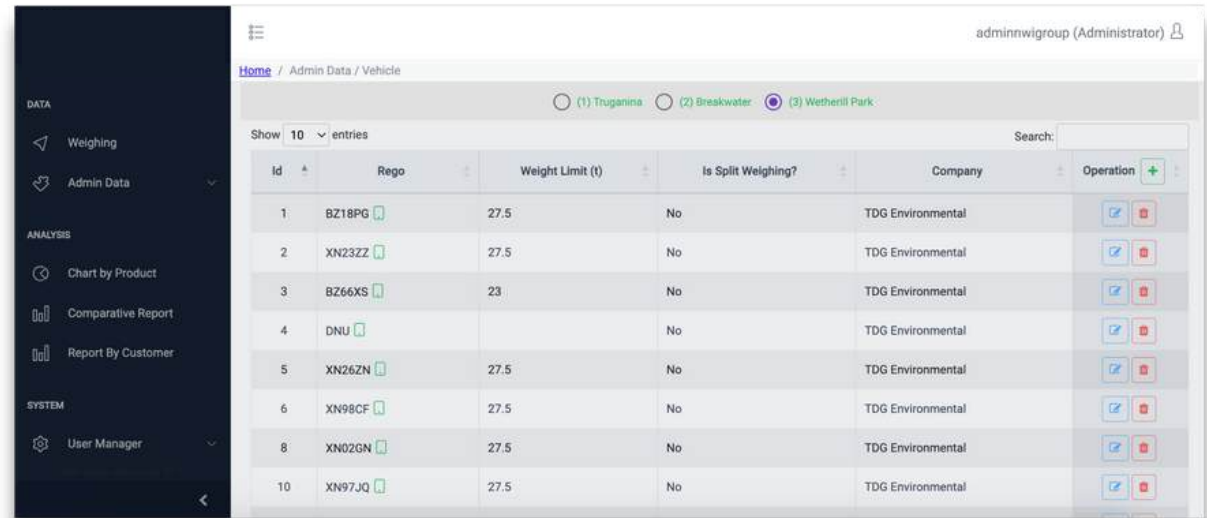
FlexPoint Analytics pulls high-resolution images of each vehicle as it uses the weighbridge from the IP camera set-up, feeding those images directly into the analytics portal. This visual data, combined with the detailed transactional records, provides a comprehensive view of each weighbridge event.

Admin Data Dashboards



Security and Compliance

FlexPoint Analytics ensures robust security and compliance by capturing comprehensive details for every vehicle using the weighbridge. This includes specific information such as the vehicle's weight limit and registration number. By maintaining accurate records, you can monitor compliance with legal and safety regulations, prevent overloads and enhance overall operational security.

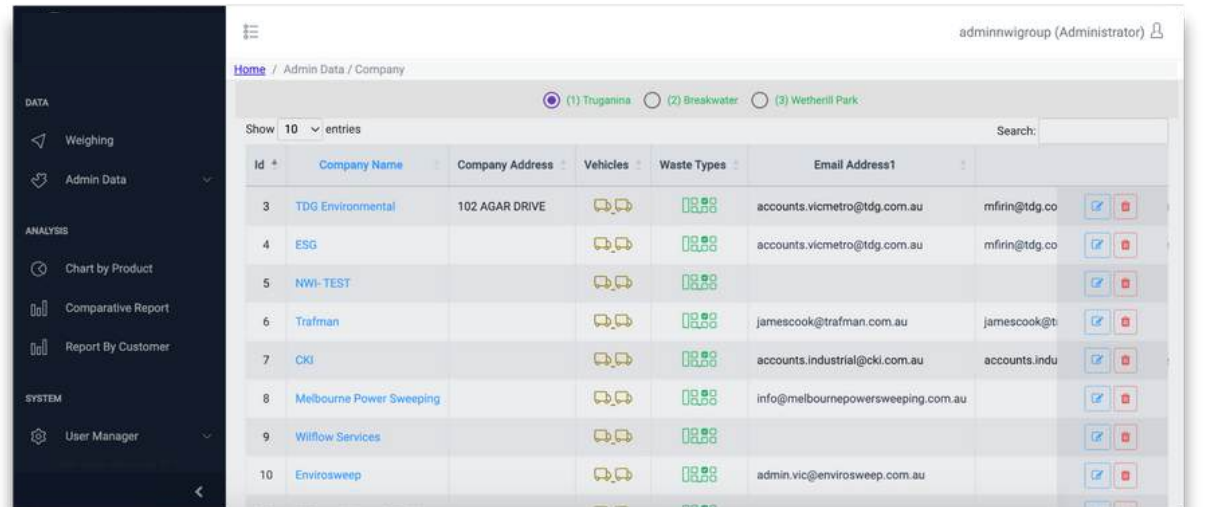


Id	Rego	Weight Limit (t)	Is Split Weighing?	Company	Operation
1	BZ18PG	27.5	No	TDG Environmental	[edit] [delete]
2	XN23ZZ	27.5	No	TDG Environmental	[edit] [delete]
3	BZ66XS	23	No	TDG Environmental	[edit] [delete]
4	DNU		No	TDG Environmental	[edit] [delete]
5	XN26ZN	27.5	No	TDG Environmental	[edit] [delete]
6	XN98CF	27.5	No	TDG Environmental	[edit] [delete]
8	XN02GN	27.5	No	TDG Environmental	[edit] [delete]
10	XN97JQ	27.5	No	TDG Environmental	[edit] [delete]



Customer Details

Gain detailed visibility and valuable insights into all vehicles using the weighbridge. The dashboard captures essential information such as the company name, email address and the number of vehicles per customer. This comprehensive data allows for efficient tracking and management of weighbridge usage, helping you identify patterns, optimise operations and enhance customer relationships.



Id	Company Name	Company Address	Vehicles	Waste Types	Email Address1	Operation
3	TDG Environmental	102 AGAR DRIVE	[truck icon]	[waste icon]	accounts.vicmetro@tdg.com.au	[edit] [delete]
4	ESG		[truck icon]	[waste icon]	accounts.vicmetro@tdg.com.au	[edit] [delete]
5	NWI-TEST		[truck icon]	[waste icon]		[edit] [delete]
6	Trafman		[truck icon]	[waste icon]	jamescook@trafman.com.au	[edit] [delete]
7	CKI		[truck icon]	[waste icon]	accounts.industrial@cki.com.au	[edit] [delete]
8	Melbourne Power Sweeping		[truck icon]	[waste icon]	info@melbournepowersweeping.com.au	[edit] [delete]
9	Willow Services		[truck icon]	[waste icon]		[edit] [delete]
10	Envirosweep		[truck icon]	[waste icon]	admin.vic@envirosweep.com.au	[edit] [delete]

Admin Data Dashboards



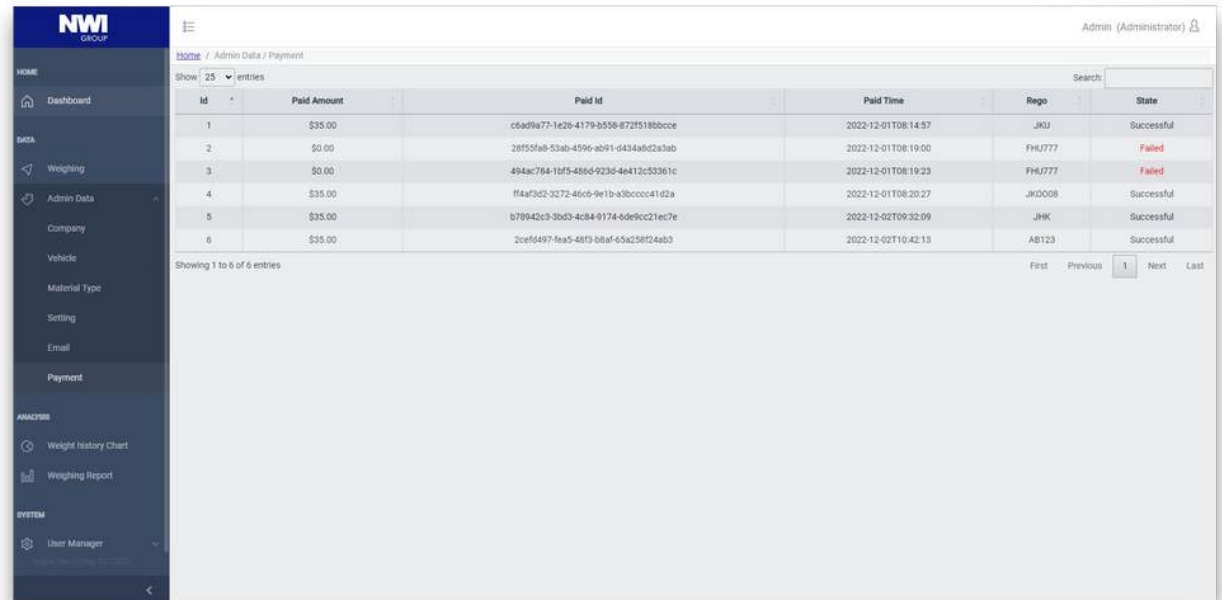
Unpaid Accounts

In the event the end-user leaves the site without making payment, data about customer and vehicle will be automatically recorded as a non-paying customer and flagged in future, should they access the weighbridge again with all information about the customer that is required.



Tax Invoices

Invoices and ticket formats are customisable. FlexPoint Winweigh enables the user to print tax invoices for non-account customers (e.g. cash or EFTPOS) and print delivery dockets for account customers and their representatives.



ID	Paid Amount	Paid Id	Paid Time	Rego	State
1	\$35.00	c5a09e77-1e26-4179-b558-872f518bbcbce	2022-12-01T08:14:57	JKU	Successful
2	\$0.00	28f55fab-53ab-4596-ab91-6434a8d2a3ab	2022-12-01T08:19:00	FHU777	Failed
3	\$0.00	494ac764-1bf5-486d-9230-4e412c53361c	2022-12-01T08:19:23	FHU777	Failed
4	\$35.00	ff4af3d2-3272-46c9-9e1b-a3bcccc4162a	2022-12-01T08:20:27	JK0008	Successful
5	\$35.00	b78942c3-3bd3-4c84-9174-6de9ecc21ec7e	2022-12-02T09:32:09	JHK	Successful
6	\$35.00	2cefd497-fea5-48f3-bbaf-65a258f24eb3	2022-12-02T10:42:13	AB123	Successful

Analysis and Reporting



Weighing Data Analysis Report by Customer

Weighing reports are easy to generate and export based on the transactional data generated within the facility. Timelines are able to be reported by specific year, month or day.

You can maintain data security, such as user permissions and data backup and recovery, while enabling flexible access to data across facilities.



Facility Reports

Facility managers and owners can engage with facility insight reports seamlessly between KPIs and metrics, gaining valuable insights into the details beneath the data.



Bulk Waste Bookings



For Waste Transfer Stations

Efficiently manage bulk waste bookings by delegating staff and ensuring adequate site space for commercial customers. With FlexPoint Analytics, you can streamline this process by providing commercial customers with a unique access code.

This code allows them to enter the site independently, eliminating the need for manual entry permissions by staff. This feature not only optimizes staff workload but also enhances the convenience and efficiency of handling bulk waste deliveries.



System & Security

System Status

System administrators will have a detailed status overview of the facility equipment, made easy to navigate with real-time dashboards and reports.

Security

System administrators can view security & system configuration across multiple users, groups, instances and sites using these reports. The portal login is secured by multi-factor authentication.

Backup

All data from WinWeigh is backed up to on a daily basis. The frequency can be changed and configured by authorised support staff of NWI but not by WinWeigh operators as it is a core programming function within the software.

An optional on premise hard disk backup of local WinWeigh data is also available in addition to Microsoft Azure cloud storage.



Operational Notifications



Overweight Vehicles

Managing vehicle weights is crucial for maintaining safety and compliance. FlexPoint Analytics offers real-time monitoring and notifications for overweight vehicles using the weighbridge. When a vehicle exceeds its weight limit, the system immediately alerts the user.



Delinquent Users

FlexPoint Analytics enhances security and compliance by monitoring weighbridge usage and identifying delinquent users. When a previously flagged customer, who has a history of non-payment, uses the weighbridge, the system automatically sends an alert to the user. This prompt notification allows for swift action, helping to manage and mitigate risks associated with delinquent accounts.



FlexPoint Analytics can protect your facility from overweight vehicles, compliance breaches and delinquent customers.

Why choose FlexPoint Analytics?

30 Years of Expertise

As a provider of weighing, instrumentation and calibration solutions for industries Australia-wide for thirty years, NWI have a deep understanding and engagement with our key markets and what they aim to achieve with reporting software. This means we can deliver an integrated, preconfigured or customised, bespoke software solution that provides proven practice, streamlines implementations and reduces time, cost and risk.

Locally Developed and Supported Software

Our dedicated software division, NWI Systems, develops all our software in-house in Australia.

Rest assured, all support you receive will be Australia-based.



WinWeigh Facility Product Suite



Improving Automation and Efficiency across Australian Industries

As part of a broader suite of facility management products tailored to various industries such as mining, waste management, and logistics, FlexPoint WinWeigh goes beyond standard operational reports. It provides in-depth analysis and reporting on transactions, payments, compliance, accounts, waste streams, and traffic volumes.

Remember, our FlexPoint Analytics Platform is created differently for every new customer that we onboard, in line with your industry and specific reporting needs.

NWI GROUP

Weighting Data Analysis Report by Customer

**Weighing
Instrumentation
Systems
Fabrication
Calibration**

Company	Waste Type	Weight in (t)	Weight %
OCI	NDO	1,237.80	8.1%
ESG	NDO	19,621.18	7.4%
Lynch	NDO	81,219.94	7.1%
Burke's Environmental	NDO	8,915.32	4.3%
Blackburn Power Zephyrus	DANGER WASTE	10,472.30	2.1%
NDO	NDO	9,466.82	2.1%
WALMAN	NDO	10,030.83	1.5%
SFS	NDO	8,615.38	1.4%
ESG	NDO	34,431,728.54	1.4%
Travis Sawkins & Shingler	SWEEPER WASTE	8,775.50	2.1%
EndoScreen	SWEEPER WASTE	7,675.64	3.0%
Venue	SWEEPER WASTE	3,466.86	3.0%
OCI	SWEEPER WASTE	18,503.92	2.0%
Austrans	SWEEPER WASTE	3,446.42	2.0%
Wyndham City Council	SWEEPER WASTE	4,229.96	2.0%
Yvea Trams	SWEEPER WASTE	4,229.96	2.0%
ESG	NDO (CAT C)	3,002.30	1.4%
Holten Services Metro	STORM WASTE	3,998.40	1.4%
Burkitts Environmental	NDO (CAT D)	3,578.86	1.3%
Mooring Valley	DANGER WASTE	2,807.72	1.3%
Freddie Blake (TV Recycling)	CLEAN HULL	1,618.76	1.2%
Talbot Services Metro	SWEEPER WASTE	2,786.44	0.9%
TOOL DYNAM SYSTEMS	NDO	2,438.94	0.9%
OCI	NDO	2,431.00	0.9%
OCI	NDO	380.89	0.0%

World-class precision, locally delivered.

Sydney | Melbourne | Adelaide | Brisbane | Perth

www.nwigroup.com.au www.nwiweighbridges.com.au

1300 669 162